
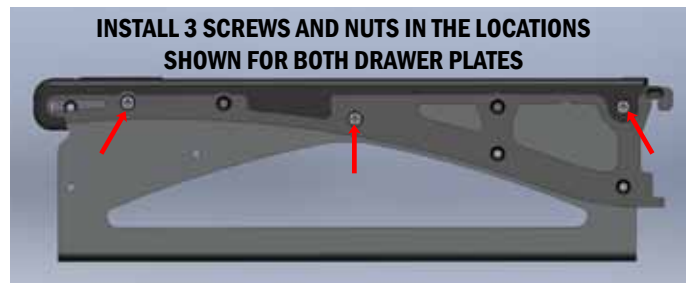
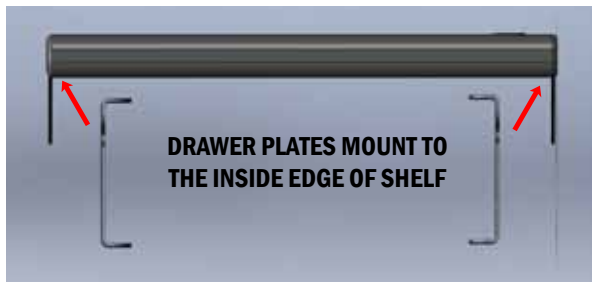


# AXIS ACCESSORY INSTALLATION INSTRUCTIONS

## ADDING DRAWERS



## STACKING DRAWERS



HINT:  
IT'S EASIEST TO REMOVE THE UPPER MOST DRAWER PLATE FROM THE SHELF BEFORE STACKING THE PLATES. AFTER THE PLATES HAVE BEEN STACKED, RE-ATTACH THE ASSEMBLY TO THE SHELF.

## HANDGUN RACK INSTALLATION

